

4/24/17 FAR No. 1-A

SUMMARY OF APPROPRIATIONS, ALLOTMENTS, OBLIGATIONS AND BALANCES BY OBJECT OF EXPENDITURES  
As of the Quarter Ending March 31, 2017

Department: Department of Social Welfare and Development (DSWD)  
Agency: Inter-Country Adoption Board  
Operating Unit: N/A  
Organization Code (UACS): 200030000000  
Fund Cluster: 01 - Regular Agency Fund

Authorization: 01 - Current Year Appropriations  
Report Status: SUBMITTED

Table with columns: Particulars, UACS CODE, Appropriation (Authorized, Adjusted), Allotments (Received, Adjusted Total), Current Year Obligations (1st-4th Quarter, Total), Current Year Disbursements (1st-4th Quarter, Total), Balances (Unreleased, Unobligated, Unpaid Obligations).

Particulars	UACS CODE	Appropriation			Allotments					Current Year Obligations					Current Year Disbursements					Balances			
		Authorized Appropriation	Adjustments (Transfer To/From, Realignment)	Adjusted Appropriations	Allotments Received	Adjustments (Withdrawal, Realignment)	Transfer To	Transfer From	Adjusted Total Allotments	1st Quarter	2nd Quarter	3rd Quarter	4th Quarter	Total	1st Quarter	2nd Quarter	3rd Quarter	4th Quarter	Total	Unreleased Appropriations	Unobligated Allotment	Unpaid Obligations (15+20) = (23+24)	
										Ending March 31	Ending June 30	Ending Sept. 30	Ending Dec. 31		Ending March 31	Ending June 30	Ending Sept. 30	Ending Dec. 31				Due and Demandable	Not Yet Due and Demandable
1	2	3	4	5=3+4	6	7	8	9	10=(8)+(7)+(6)+(9)	11	12	13	14	15=(11)+(12)+(13)+(14)	16	17	18	19	20=(16)+(17)+(18)+(19)	21=(5-19)	22=(6-13)	23	24
Traveling Expenses - Foreign	5020102000	5,042,000.00		5,042,000.00	1,755,000.00				1,755,000.00	400,346.84				400,346.84	400,346.84				400,346.84	3,287,000.00	1,354,653.16		
Training and Scholarship Expenses	5020200000	6,169,000.00		6,169,000.00	2,023,000.00				2,023,000.00	1,157,521.45				1,157,521.45	906,580.45				906,580.45	4,146,000.00	865,478.55		250,941.00
Training Expenses	5020201000	6,169,000.00		6,169,000.00	2,023,000.00				2,023,000.00	1,157,521.45				1,157,521.45	906,580.45				906,580.45	4,146,000.00	865,478.55		250,941.00
Supplies and Materials Expenses	5020300000	4,484,000.00		4,484,000.00	1,583,000.00				1,583,000.00	714,828.87				714,828.87	401,172.31				401,172.31	2,901,000.00	848,171.13		313,656.56
Office Supplies Expenses	5020301000	1,180,000.00		1,180,000.00	413,000.00				413,000.00	548,875.42				548,875.42	233,218.68				233,218.68	787,000.00	(133,875.42)		313,656.56
Office Supplies Expenses	5020301002	1,180,000.00		1,180,000.00	413,000.00				413,000.00	548,875.42				548,875.42	233,218.68				233,218.68	787,000.00	(133,875.42)		313,656.56
Accountable Forms Expenses	5020302000	4,000.00		4,000.00	2,000.00				2,000.00	2,922.50				2,922.50	2,922.50				2,922.50	2,000.00	(922.50)		
Fuel, Oil and Lubricants Expenses	5020309000	134,000.00		134,000.00	47,000.00				47,000.00	39,605.11				39,605.11	39,605.11				39,605.11	87,000.00	7,394.89		
Other Supplies and Materials Expenses	5020309000	134,000.00		134,000.00	47,000.00				47,000.00	39,605.11				39,605.11	39,605.11				39,605.11	87,000.00	7,394.89		
Utility Expenses	5020400000	885,000.00		885,000.00	310,000.00				310,000.00	100,124.55				100,124.55	100,124.55				100,124.55	575,000.00	209,875.45		
Water Expenses	5020401000	55,000.00		55,000.00	19,000.00				19,000.00	10,988.75				10,988.75	10,988.75				10,988.75	36,000.00	8,011.25		
Electricity Expenses	5020402000	830,000.00		830,000.00	291,000.00				291,000.00	89,135.80				89,135.80	89,135.80				89,135.80	539,000.00	201,864.20		
Communication Expenses	5020500000	2,332,000.00		2,332,000.00	876,000.00				876,000.00	629,510.99				629,510.99	584,477.14				584,477.14	1,456,000.00	248,489.11		45,033.75
Postage and Courier Services	5020501000	1,247,000.00		1,247,000.00	436,000.00				436,000.00	383,619.13				383,619.13	377,372.04				377,372.04	811,000.00	52,380.87		6,247.09
Telephone Expenses	5020502000	831,000.00		831,000.00	312,000.00				312,000.00	201,091.76				201,091.76	162,305.10				162,305.10	519,000.00	110,908.24		38,786.66
Mobile	5020502011	298,000.00		298,000.00	126,000.00				126,000.00	121,357.89				121,357.89	121,357.89				121,357.89	172,000.00	4,642.11		
Landline	5020502002	533,000.00		533,000.00	186,000.00				186,000.00	79,733.87				79,733.87	40,947.21				40,947.21	347,000.00	106,266.13		38,786.66
Internet Subscription Expenses	5020503000	254,000.00		254,000.00	128,000.00				128,000.00	44,800.00				44,800.00	44,800.00				44,800.00	126,000.00	83,200.00		
Confidential, Intelligence and Extraordinary Expenses	5021000000	103,000.00		103,000.00	36,000.00				36,000.00											67,000.00	36,000.00		
Extraordinary and Miscellaneous Expenses	5021003000	103,000.00		103,000.00	36,000.00				36,000.00											67,000.00	36,000.00		
Professional Services	5021100000	4,725,000.00		4,725,000.00	1,670,000.00				1,670,000.00	533,454.48				533,454.48	533,454.48				533,454.48	3,055,000.00	1,136,545.52		
Legal Services	5021101000	56,000.00		56,000.00	19,000.00				19,000.00	12,300.00				12,300.00	12,300.00				12,300.00	37,000.00	6,700.00		
Consultancy Services	5021103000	615,000.00		615,000.00	215,000.00				215,000.00	72,600.00				72,600.00	72,600.00				72,600.00	400,000.00	142,400.00		
Other Professional Services	5021199000	4,054,000.00		4,054,000.00	1,436,000.00				1,436,000.00	448,554.48				448,554.48	448,554.48				448,554.48	2,618,000.00	987,445.52		
General Services	5021200000	852,000.00		852,000.00	302,000.00				302,000.00	217,549.72				217,549.72	148,848.48				148,848.48	550,000.00	84,450.28		68,703.24
Security Services	5021203000	797,000.00		797,000.00	281,000.00				281,000.00	209,709.72				209,709.72	141,006.48				141,006.48	516,000.00	71,290.28		68,703.24
Other General Services	5021299000	55,000.00		55,000.00	21,000.00				21,000.00	7,840.00				7,840.00	7,840.00				7,840.00	34,000.00	13,160.00		
Repairs and Maintenance	5021300000	465,000.00		465,000.00	162,000.00				162,000.00	284,001.00				284,001.00	216,711.00				216,711.00	303,000.00	(102,001.00)		47,290.00
Buildings	5021304000	296,000.00		296,000.00	103,000.00				103,000.00	244,785.00				244,785.00	211,785.00				211,785.00	193,000.00	(141,785.00)		33,000.00
Repairs and Maintenance - Machinery and Equipment	5021305000	62,000.00		62,000.00	21,000.00				21,000.00	4,426.00				4,426.00	4,426.00				4,426.00	41,000.00	16,574.00		
Motor Vehicles	5021306000	106,000.00		106,000.00	37,000.00				37,000.00	14,790.00				14,790.00	500.00				500.00	69,000.00	22,210.00		14,290.00
Other Property, Plant and Equipment	5021399000	1,000.00		1,000.00	1,000.00				1,000.00											1,000.00			
Taxes, Insurance Premiums and Other Fees	5021500000	98,000.00		98,000.00						64,761.31				64,761.31	64,761.31				64,761.31	98,000.00	(64,761.31)		
Fidelity Bond Premiums	5021502000	24,000.00		24,000.00						1,125.00				1,125.00	1,125.00				1,125.00	24,000.00	(1,125.00)		
Insurance Expenses	5021503000	74,000.00		74,000.00						63,636.31				63,636.31	63,636.31				63,636.31	74,000.00	(63,636.31)		
Other Maintenance and Operating Expenses	5029900000	1,840,000.00		1,840,000.00	743,000.00				743,000.00	371,239.83				371,239.83	342,239.83				342,239.83	1,097,000.00	371,760.17		29,000.00
Advertising Expenses	5029901000	7,000.00		7,000.00	7,000.00				7,000.00											7,000.00			

Particulars	UACS CODE	Appropriation			Allotments						Current Year Obligations					Current Year Disbursements					Balances			
		Authorized Appropriation	Adjustments (Transfer To/From, Realignment)	Adjusted Appropriations	Allotments Received	Adjustments (Withdrawal, Realignment)	Transfer To	Transfer From	Adjusted Total Allotments	1st Quarter	2nd Quarter	3rd Quarter	4th Quarter	Total	1st Quarter	2nd Quarter	3rd Quarter	4th Quarter	Total	Unreleased Appropriations	Unobligated Allotment	Unpaid Obligations (15-20) = (23+24)		
										Ending March 31	Ending June 30	Ending Sept. 30	Ending Dec. 31		Ending March 31	Ending June 30	Ending Sept. 30	Ending Dec. 31				Due and Demandable	Not Yet Due and Demandable	
1	2	3	4	5=(3+4)	6	7	8	9	10=(8+9+4+1)	11	12	13	14	15=(11+12+13+14)	16	17	18	19	20=(16+17+18+19)	21=(5-10)	22=(10-1)	23	24	
Advertising Expenses	5029901000	7,000.00		7,000.00	7,000.00				7,000.00															
Printing and Publication Expenses	5029902000	193,000.00		193,000.00	68,000.00				68,000.00	20,410.68				20,410.68	20,410.68				20,410.68	125,000.00	47,589.32			
Representation Expenses	5029903000	502,000.00		502,000.00	175,000.00				175,000.00	152,027.15				152,027.15	152,027.15				152,027.15	327,000.00	22,972.85			
Rent/Lease Expenses	5029905000	646,000.00		646,000.00	324,000.00				324,000.00	173,554.00				173,554.00	173,554.00				173,554.00	324,000.00	150,446.00		21,000.00	
Rents - Building and Structures	5029905001	339,000.00		339,000.00	169,000.00				169,000.00	93,324.00				93,324.00	93,324.00				93,324.00	170,000.00	75,676.00			
Rents - Motor Vehicles	5029905003	97,000.00		97,000.00	49,000.00				49,000.00	44,800.00				44,800.00	23,800.00				23,800.00	48,000.00	4,200.00		21,000.00	
Rents - Equipment	5029905004	212,000.00		212,000.00	106,000.00				106,000.00	35,430.00				35,430.00	35,430.00				35,430.00	108,000.00	70,570.00			
Subscription Expenses	5029907000	8,000.00		8,000.00	2,000.00				2,000.00	568.00				568.00	568.00				568.00	4,000.00	1,432.00			
Other Subscription Expenses	5029907009	8,000.00		8,000.00	2,000.00				2,000.00	568.00				568.00	568.00				568.00	4,000.00	1,432.00			
Donations	5029908000	32,000.00		32,000.00	10,000.00				10,000.00	8,000.00				8,000.00					22,000.00	2,000.00			8,000.00	
Other Maintenance and Operating Expenses	5029909000	452,000.00		452,000.00	157,000.00				157,000.00	16,680.00				16,680.00	16,680.00				16,680.00	295,000.00	140,320.00			
Capital Outlays		1,032,000.00		1,032,000.00	524,000.00				524,000.00											508,000.00	524,000.00			
Property, Plant and Equipment Outlay	5060400000	430,000.00		430,000.00	300,000.00				300,000.00											130,000.00	300,000.00			
Machinery and Equipment Outlay	5060405000	430,000.00		430,000.00	300,000.00				300,000.00											130,000.00	300,000.00			
Information and Communication Technology Equipment	5060405003	430,000.00		430,000.00	300,000.00				300,000.00											130,000.00	300,000.00			
Intangible Assets Outlay	5060600000	602,000.00		602,000.00	224,000.00				224,000.00											378,000.00	224,000.00			
Computer Software	5060602000	602,000.00		602,000.00	224,000.00				224,000.00											378,000.00	224,000.00			
Computer Software	5060602000	602,000.00		602,000.00	224,000.00				224,000.00											378,000.00	224,000.00			
II. Automatic Appropriations																								
Retirement and Life Insurance Premiums	01104102	1,359,000.00		1,359,000.00	1,359,000.00				1,359,000.00	361,418.76				361,418.76	240,945.84				240,945.84	997,581.24	120,472.92			
Personnel Services		1,359,000.00		1,359,000.00	1,359,000.00				1,359,000.00	361,418.76				361,418.76	240,945.84				240,945.84	997,581.24	120,472.92			
Personnel Benefit Contributions	5010300000	1,359,000.00		1,359,000.00	1,359,000.00				1,359,000.00	361,418.76				361,418.76	240,945.84				240,945.84	997,581.24	120,472.92			
Retirement and Life Insurance Premiums	5010301000	1,359,000.00		1,359,000.00	1,359,000.00				1,359,000.00	361,418.76				361,418.76	240,945.84				240,945.84	997,581.24	120,472.92			
Retirement and Life Insurance Premiums	5010301000	1,359,000.00		1,359,000.00	1,359,000.00				1,359,000.00	361,418.76				361,418.76	240,945.84				240,945.84	997,581.24	120,472.92			
GRAND TOTAL																								
Grand Total		45,331,000.00		45,331,000.00	26,748,000.00				26,748,000.00	9,008,733.50				9,008,733.50	8,116,786.03				8,116,786.03	16,583,000.00	17,739,266.50			891,947.47

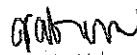
Certified Correct:

  
Guerina, Angelita

Agency Budget Officer

Date: 19/Apr/2017

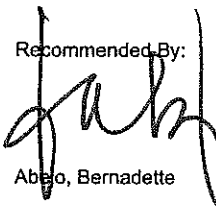
Certified Correct:

  
Cabrera, Jaybie

Agency Chief Accountant

Date:

Recommended By:




Abejo, Bernadette

Director, FMS

Date: 19/Apr/2017

Approved By:



Abejo, Bernadette

Head of Agency or Authorized Representative

Date: 19/Apr/2017